

Photometric Analysis for Triple Tennis Court

This photometric report will be generated using methods recommended by the Illuminating Engineering Society of North America (IESNA). The calculations in this report will be based on data provided by a third party. The accuracy of this photometric report is dependent on the accuracy of the data provided. End-user environment and application (including, but not limited to, voltage variation and dirt accumulation) can cause actual photometric performance to differ from the performance calculated using the data provided. This report will be provided without warranty as to accuracy, completeness, reliability or otherwise. In no event will Access Fixtures be responsible for any loss resulting from any use of this report.

Table of contents

Triple Tennis Court		
Project Cover		1
Table of contents		2
Luminaire parts list		3
Tennis courts		
Planning data		4
Luminaire parts list		5
Sport Sites (layout plan)		6
Sport Luminaires (Coordinates List)		7
3D Rendering		9
False Color Rendering		10
Exterior Surfaces		
Tennis 5 Calculation Grid (PA)		
Summary		11
Value Chart (E, Perpendicular)		12
Tennis 4 Calculation Grid (PA)		
Summary		13
Value Chart (E, Perpendicular)		14
Tennis 6 Calculation Grid (PA)		
Summary		15
Value Chart (E, Perpendicular)		16
Court #4 Only playing area		
Summary		17
Value Chart (E, Perpendicular)		18
Court #5 Only playing area		
Summary		19
Value Chart (E, Perpendicular)		20
Court #6 Only playing area		
Summary		21
Value Chart (E, Perpendicular)		22

Access Fixtures
40 Jackson St.
Worcester, MA 01608

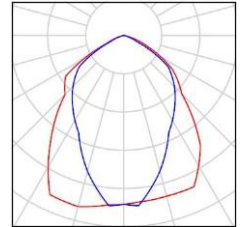
Phone: 800-468-9925
Email: Sales@accessfixtures.com

Triple Tennis Court / Luminaire parts list

16 Pieces

Article No.:
Luminous flux (Luminaire): 77188 lm
Luminous flux (Lamps): 110000 lm
Luminaire Wattage: 1000.0 W
Luminaire classification according to CIE: 100
CIE flux code: 59 90 99 100 70
Fitting: 1 x User defined (Correction Factor
1.000).


See our luminaire
catalog for an image of
the luminaire.



Access Fixtures
40 Jackson St.
Worcester, MA 01608

Phone: 800-468-9925
Email: Sales@accessfixtures.com

Tennis courts / Planning data



Light loss factor: 0.80, ULR (Upward Light Ratio): 17.0%

Scale 1:333

Luminaire Parts List

No.	Pieces	Designation (Correction Factor)	Φ (Luminaire) [lm]	Φ (Lamps) [lm]	P [W]
1	16	(1.000)	77188	110000	1000.0
			Total: 1235008	Total: 1760000	16000.0

Access Fixtures
40 Jackson St.
Worcester, MA 01608

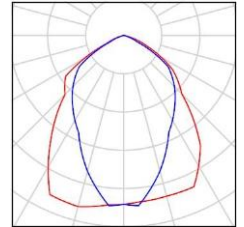
Phone: 800-468-9925
Email: Sales@accessfixtures.com

Tennis courts / Luminaire parts list

16 Pieces

Article No.:
Luminous flux (Luminaire): 77188 lm
Luminous flux (Lamps): 110000 lm
Luminaire Wattage: 1000.0 W
Luminaire classification according to CIE: 100
CIE flux code: 59 90 99 100 70
Fitting: 1 x User defined (Correction Factor
1.000).

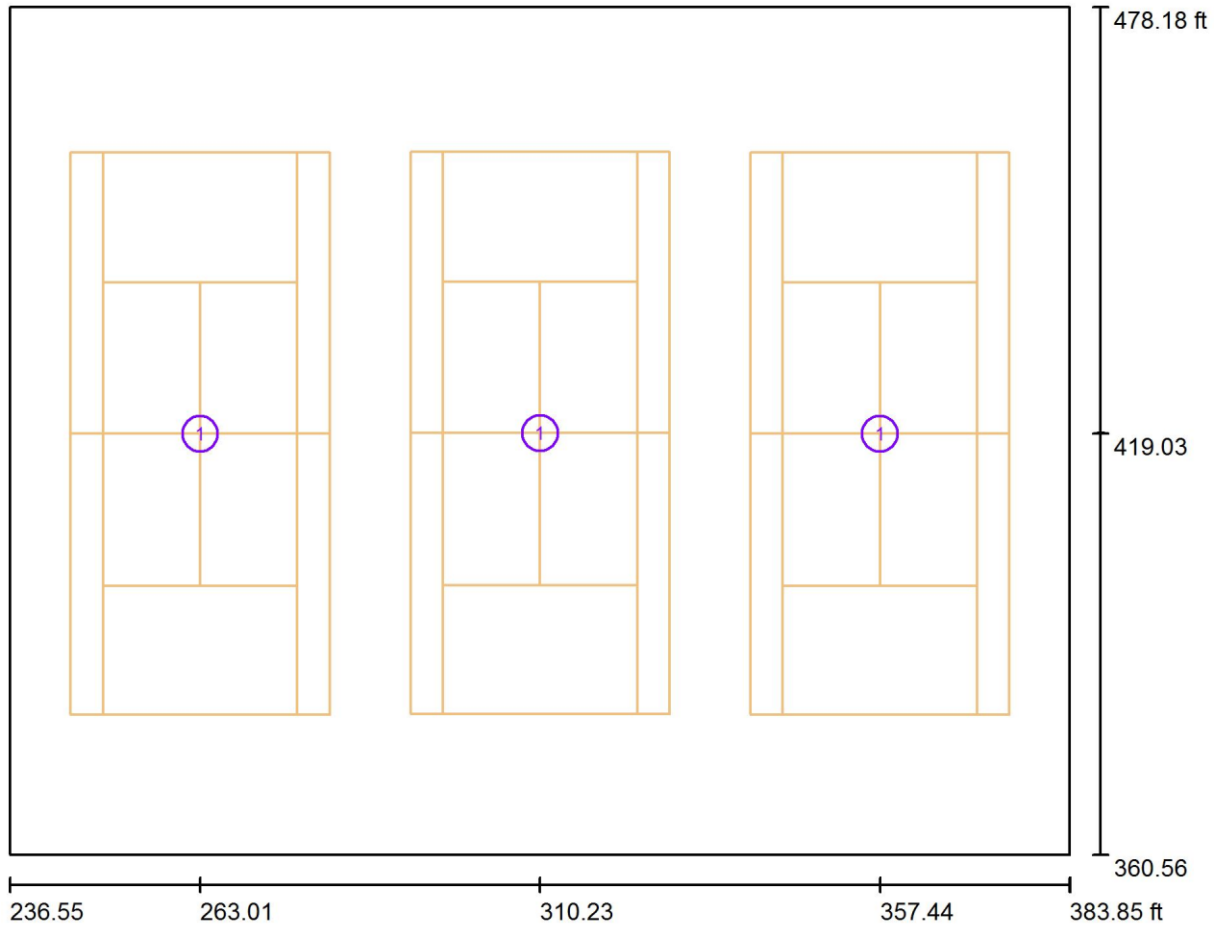
See our luminaire
catalog for an image of
the luminaire.



Access Fixtures
40 Jackson St.
Worcester, MA 01608

Phone: 800-468-9925
Email: Sales@accessfixtures.com

Tennis courts / Sport Sites (layout plan)



Scale 1 : 321

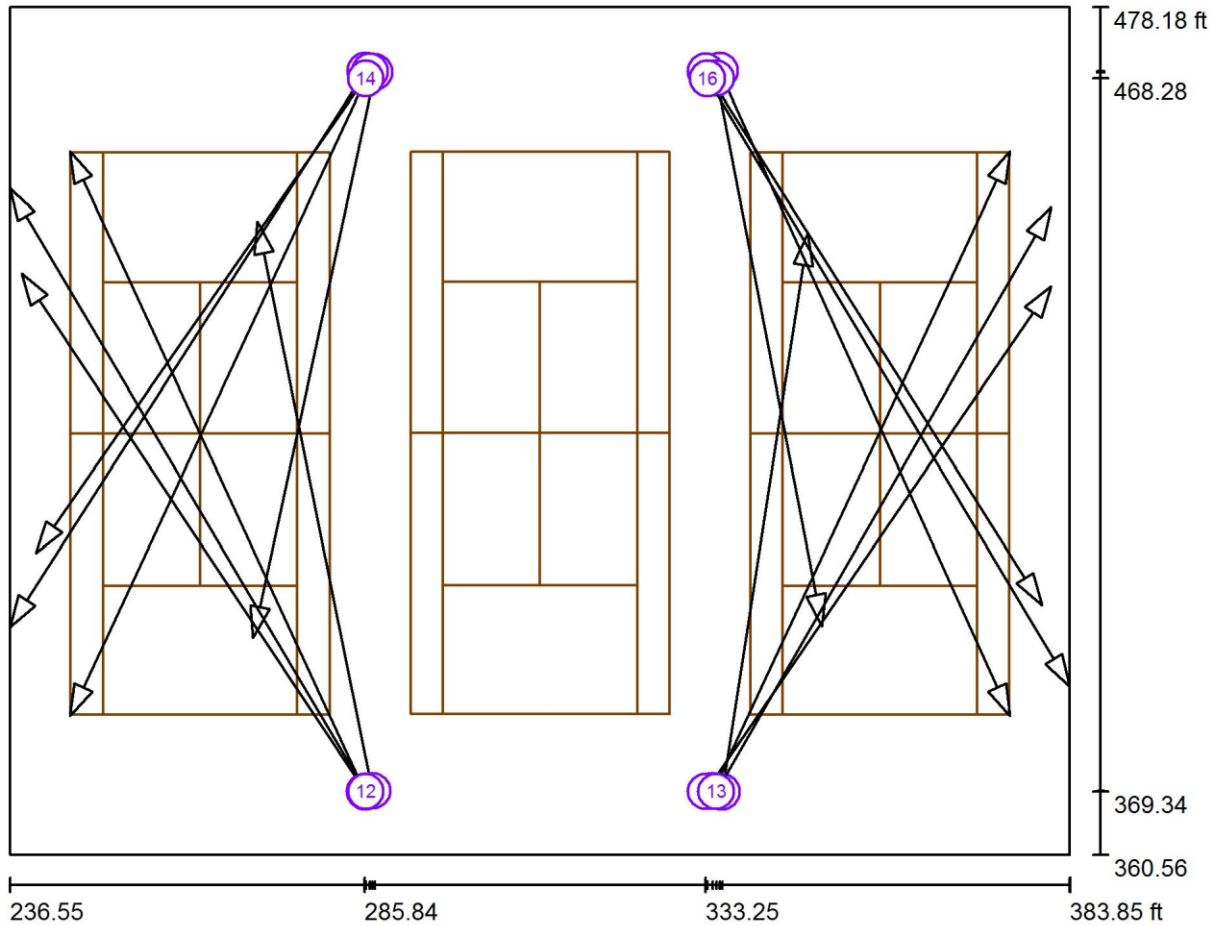
Sport Site Parts List

No.	Pieces	Designation
1	3	Tennis

Access Fixtures
40 Jackson St.
Worcester, MA 01608

Phone: 800-468-9925
Email: Sales@accessfixtures.com

Tennis courts / Sport Luminaires (Coordinates List)



Scale 1 : 321

List of the Sport Luminaires

Luminaire	Index	Position [ft]			Aiming Point [ft]			Angle [°]	Alignment	Pole
		X	Y	Z	X	Y	Z			
	1	285.949	469.305	26.500	236.546	392.297	0.000	16.2	(C 90, G IMax)	/
	2	287.241	469.129	26.500	270.338	390.743	0.000	18.3	(C 90, G IMax)	/
	3	286.567	469.250	26.500	240.155	402.554	0.000	18.1	(C 90, G IMax)	/
	4	335.200	469.305	26.500	375.531	379.849	0.000	15.1	(C 90, G IMax)	/

Access Fixtures
 40 Jackson St.
 Worcester, MA 01608

Phone: 800-468-9925
 Email: Sales@accessfixtures.com

Tennis courts / Sport Luminaires (Coordinates List)

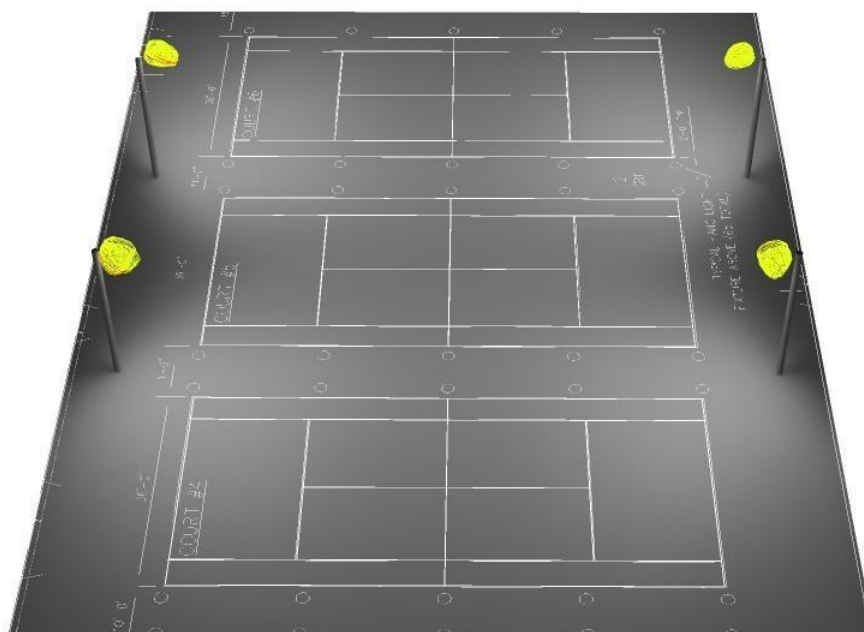
List of the Sport Luminaires

Luminaire	Index	Position [ft]			Aiming Point [ft]			Angle [°]	Alignment	Pole
		X	Y	Z	X	Y	Z			
	5	333.259	469.250	26.500	379.917	395.336	0.000	16.9	(C 90, G IMax)	/
	6	285.949	369.336	26.500	238.186	441.268	0.000	17.1	(C 90, G IMax)	/
	7	286.940	369.473	26.500	270.994	448.485	0.000	18.2	(C 90, G IMax)	/
	8	285.836	369.362	26.500	244.882	458.238	0.000	15.2	(C 90, G IMax)	/
	9	335.504	369.336	26.500	347.437	446.845	0.000	18.7	(C 90, G IMax)	/
	10	334.156	369.418	26.500	375.531	458.238	0.000	15.1	(C 90, G IMax)	/
	11	333.250	369.362	26.500	381.229	439.516	0.000	17.3	(C 90, G IMax)	/
	12	286.009	369.351	26.500	236.546	453.048	0.000	15.2	(C 90, G IMax)	/
	13	334.705	369.369	26.500	381.229	450.434	0.000	15.8	(C 90, G IMax)	/
	14	286.009	468.280	26.500	244.882	379.849	0.000	15.2	(C 90, G IMax)	/
	15	334.705	468.299	26.500	349.405	392.384	0.000	18.9	(C 90, G IMax)	/
	16	333.486	468.285	26.500	383.854	384.028	0.000	15.1	(C 90, G IMax)	/

Access Fixtures
40 Jackson St.
Worcester, MA 01608

Phone: 800-468-9925
Email: Sales@accessfixtures.com

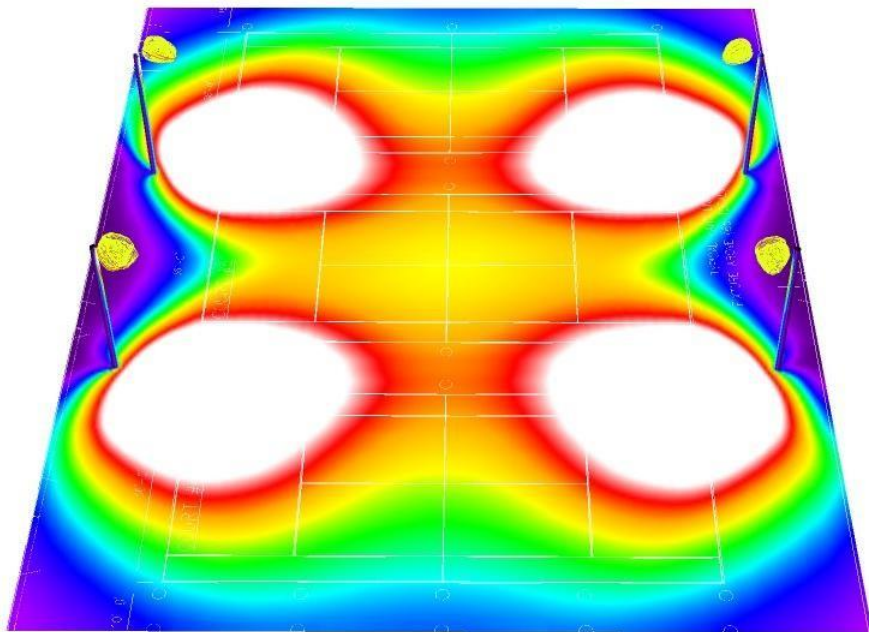
Tennis courts / 3D Rendering



Access Fixtures
40 Jackson St.
Worcester, MA 01608

Phone: 800-468-9925
Email: Sales@accessfixtures.com

Tennis courts / False Color Rendering

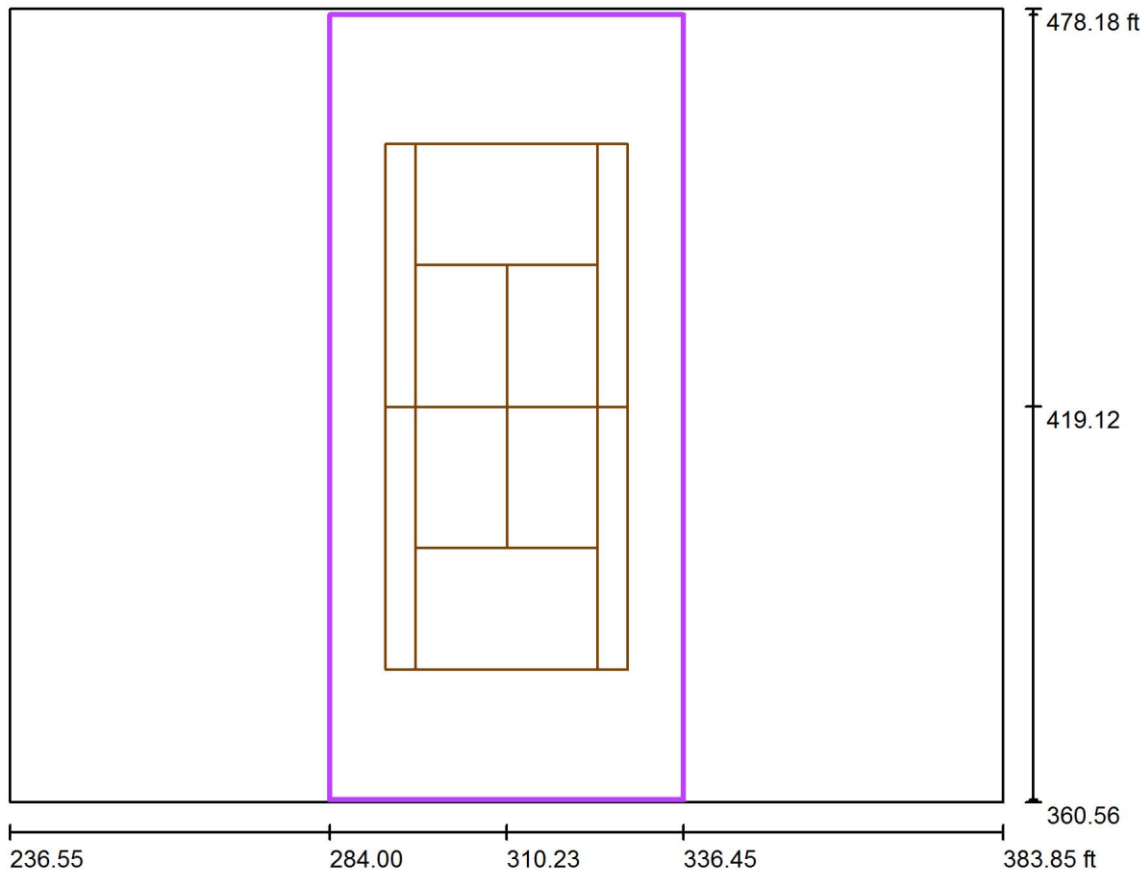


fc

Access Fixtures
40 Jackson St.
Worcester, MA 01608

Phone: 800-468-9925
Email: Sales@accessfixtures.com

Tennis courts / Tennis 5 Calculation Grid (PA) / Summary



Scale 1 : 342

Position: (310.225 ft, 419.122 ft, 0.000 ft)
 Size: (116.468 ft, 52.446 ft)
 Rotation: (0.0°, 0.0°, -90.0°)
 Type: Normal, Grid: 15 x 7 Points
 Belongs to the following sport arena: Court #5

Results overview

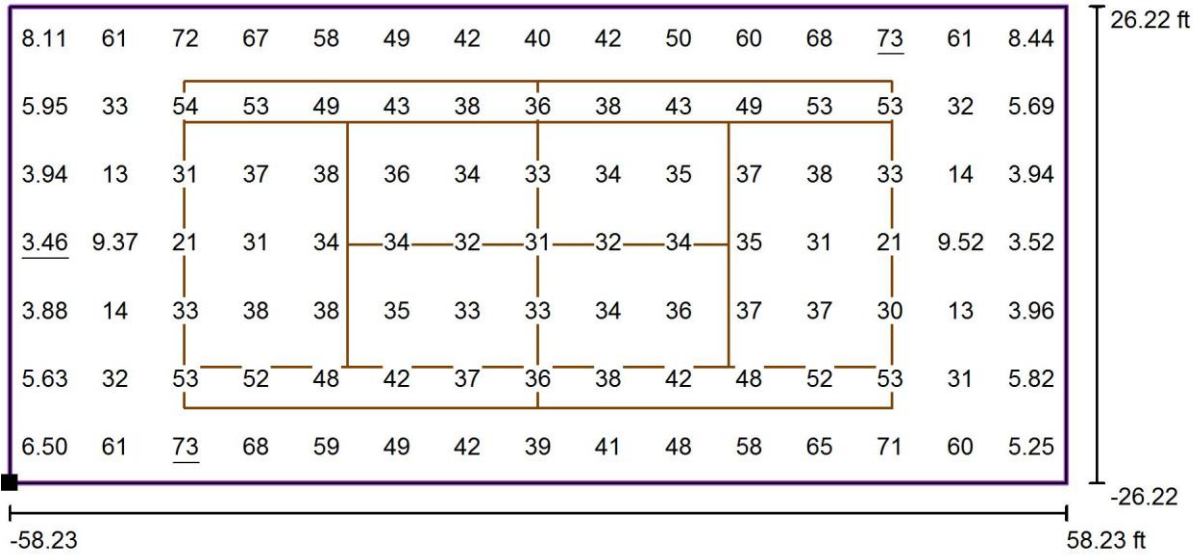
No.	Type	E_{av} [fc]	E_{min} [fc]	E_{max} [fc]	u0	E_{min} / E_{max}	$E_{h,m} / E_m$	H [ft]	Camera
1	perpendicular	37	3.46	73	0.09	0.05	/	0.000	/

$E_{h,m} / E_m$ = Relationship between middle horizontal and vertical illuminance, H = Measuring Height

Access Fixtures
40 Jackson St.
Worcester, MA 01608

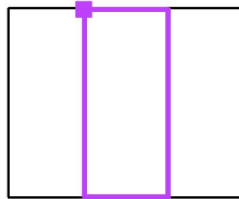
Phone: 800-468-9925
Email: Sales@accessfixtures.com

Tennis courts / Tennis 5 Calculation Grid (PA) / Value Chart (E, Perpendicular)



Values in Footcandles, Scale 1 : 254

Position of surface in external scene:
Marked point: (284.003 ft, 477.356 ft, 0.000 ft)



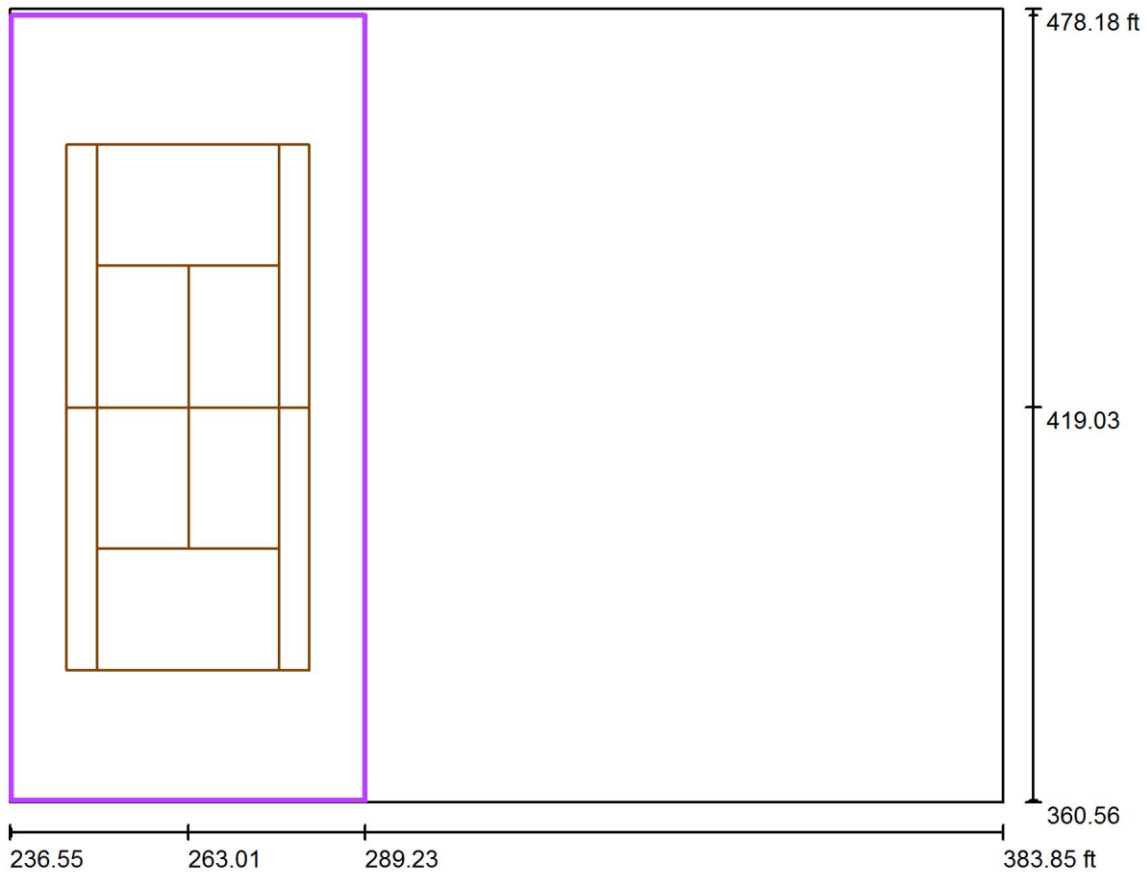
Grid: 15 x 7 Points

E_{av} [fc]	E_{min} [fc]	E_{max} [fc]	u0	E_{min} / E_{max}
37	3.46	73	0.09	0.05

Access Fixtures
40 Jackson St.
Worcester, MA 01608

Phone: 800-468-9925
Email: Sales@accessfixtures.com

Tennis courts / Tennis 4 Calculation Grid (PA) / Summary



Scale 1 : 342

Position: (263.006 ft, 419.032 ft, 0.000 ft)
 Size: (116.468 ft, 52.446 ft)
 Rotation: (0.0°, 0.0°, -90.0°)
 Type: Normal, Grid: 15 x 7 Points
 Belongs to the following sport arena: Court #4

Results overview

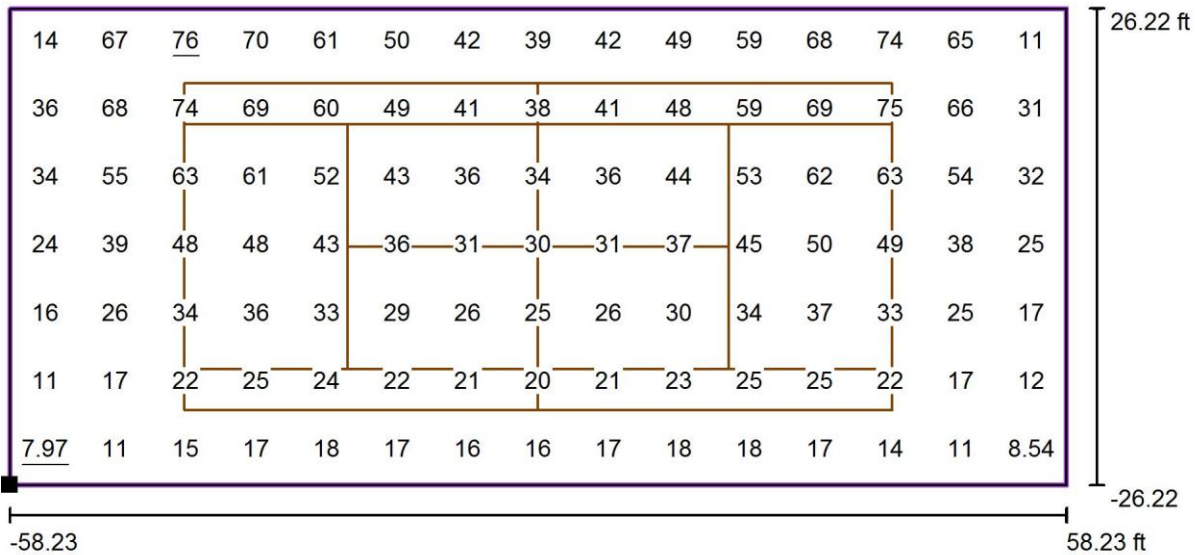
No.	Type	E_{av} [fc]	E_{min} [fc]	E_{max} [fc]	u0	E_{min} / E_{max}	$E_{h,m} / E_m$	H [ft]	Camera
1	perpendicular	37	7.97	76	0.22	0.11	/	0.000	/

$E_{h,m} / E_m$ = Relationship between middle horizontal and vertical illuminance, H = Measuring Height

Access Fixtures
40 Jackson St.
Worcester, MA 01608

Phone: 800-468-9925
Email: Sales@accessfixtures.com

Tennis courts / Tennis 4 Calculation Grid (PA) / Value Chart (E, Perpendicular)



Values in Footcandles, Scale 1 : 254

Position of surface in external scene:
Marked point: (236.783 ft, 477.266 ft, 0.000 ft)



Grid: 15 x 7 Points

E_{av} [fc]
37

E_{min} [fc]
7.97

E_{max} [fc]
76

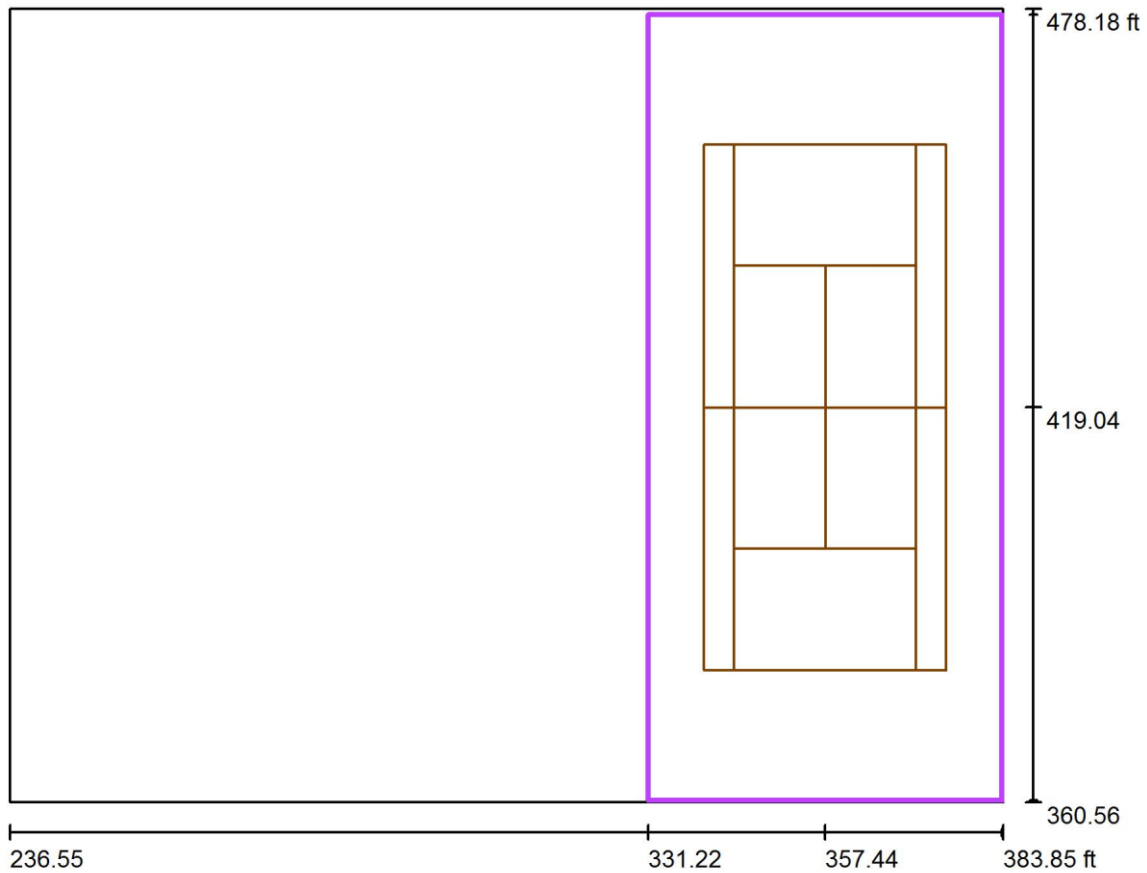
u_0
0.22

E_{min} / E_{max}
0.11

Access Fixtures
40 Jackson St.
Worcester, MA 01608

Phone: 800-468-9925
Email: Sales@accessfixtures.com

Tennis courts / Tennis 6 Calculation Grid (PA) / Summary



Scale 1 : 342

Position: (357.441 ft, 419.037 ft, 0.000 ft)
 Size: (116.468 ft, 52.446 ft)
 Rotation: (0.0°, 0.0°, -90.0°)
 Type: Normal, Grid: 15 x 7 Points
 Belongs to the following sport arena: Court #6

Results overview

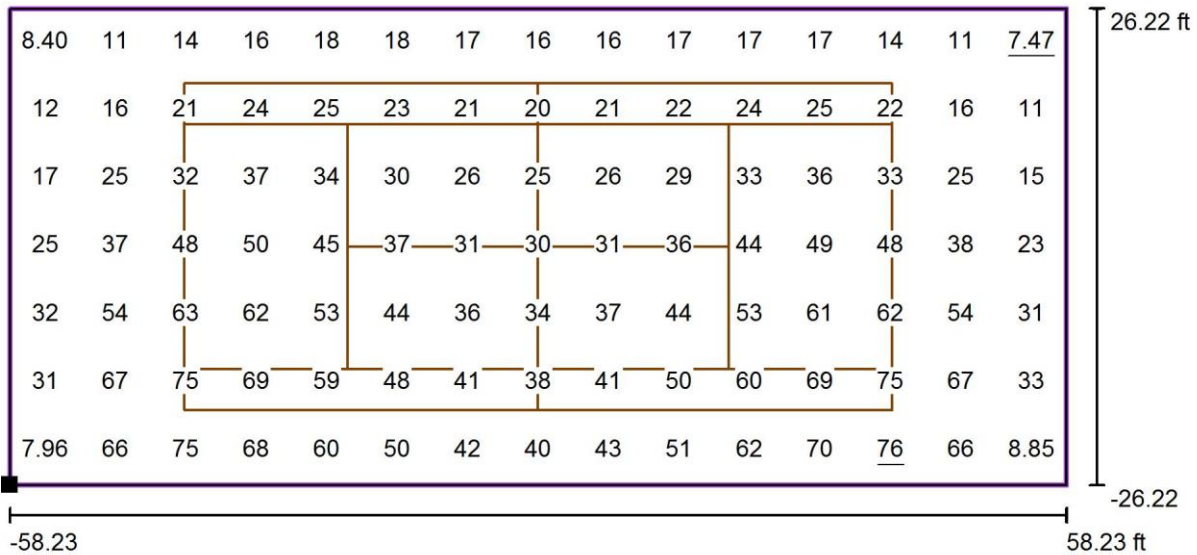
No.	Type	E_{av} [fc]	E_{min} [fc]	E_{max} [fc]	u0	E_{min} / E_{max}	$E_{h,m} / E_m$	H [ft]	Camera
1	perpendicular	37	7.47	76	0.20	0.10	/	0.000	/

$E_{h,m} / E_m$ = Relationship between middle horizontal and vertical illuminance, H = Measuring Height

Access Fixtures
40 Jackson St.
Worcester, MA 01608

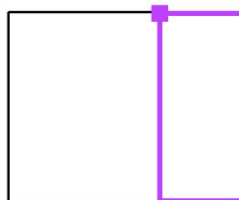
Phone: 800-468-9925
Email: Sales@accessfixtures.com

Tennis courts / Tennis 6 Calculation Grid (PA) / Value Chart (E, Perpendicular)



Values in Footcandles, Scale 1 : 254

Position of surface in external scene:
Marked point: (331.218 ft, 477.271 ft, 0.000 ft)



Grid: 15 x 7 Points

E_{av} [fc]
37

E_{min} [fc]
7.47

E_{max} [fc]
76

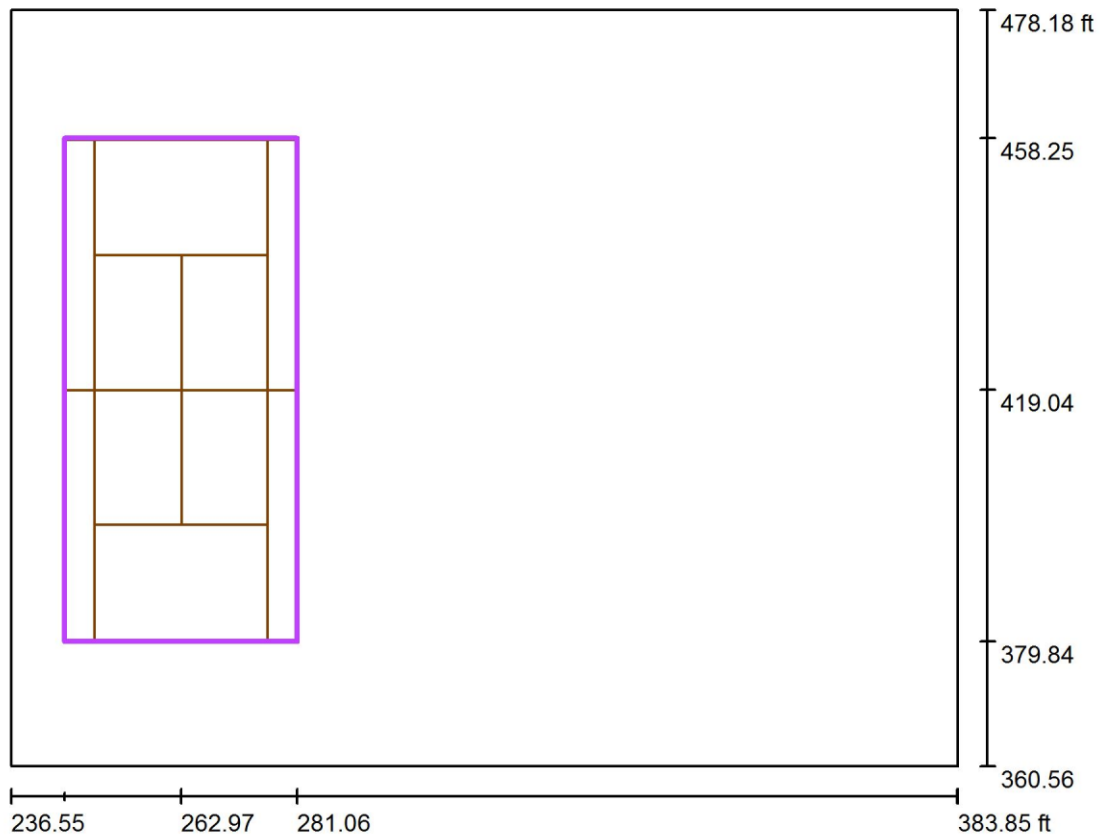
u_0
0.20

E_{min} / E_{max}
0.10

Access Fixtures
40 Jackson St.
Worcester, MA 01608

Phone: 800-468-9925
Email: Sales@accessfixtures.com

Tennis courts / Court #4 Only playing area / Summary



Scale 1 : 359

Position: (262.972 ft, 419.044 ft, 0.000 ft)
 Size: (78.405 ft, 36.180 ft)
 Rotation: (0.0°, 0.0°, -90.0°)
 Type: User defined, Quantity Points: 15
 Belongs to the following sport arena: Court #4

Results overview

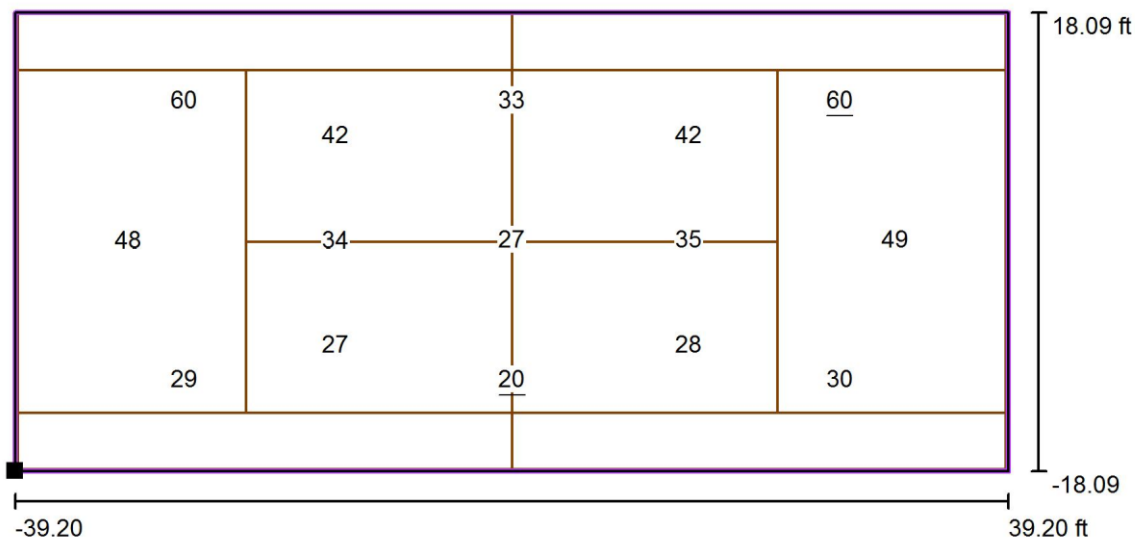
No.	Type	E_{av} [fc]	E_{min} [fc]	E_{max} [fc]	u0	E_{min} / E_{max}	$E_{h,m} / E_m$	H [ft]	Camera
1	perpendicular	38	20	60	0.53	0.33	/	0.000	/

$E_{h,m} / E_m$ = Relationship between middle horizontal and vertical illuminance, H = Measuring Height

Access Fixtures
40 Jackson St.
Worcester, MA 01608

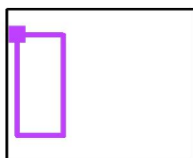
Phone: 800-468-9925
Email: Sales@accessfixtures.com

Tennis courts / Court #4 Only playing area / Value Chart (E, Perpendicular)



Values in Footcandles, Scale 1 : 182

Position of surface in external scene:
Marked point: (244.882 ft, 458.247 ft,
0.000 ft)



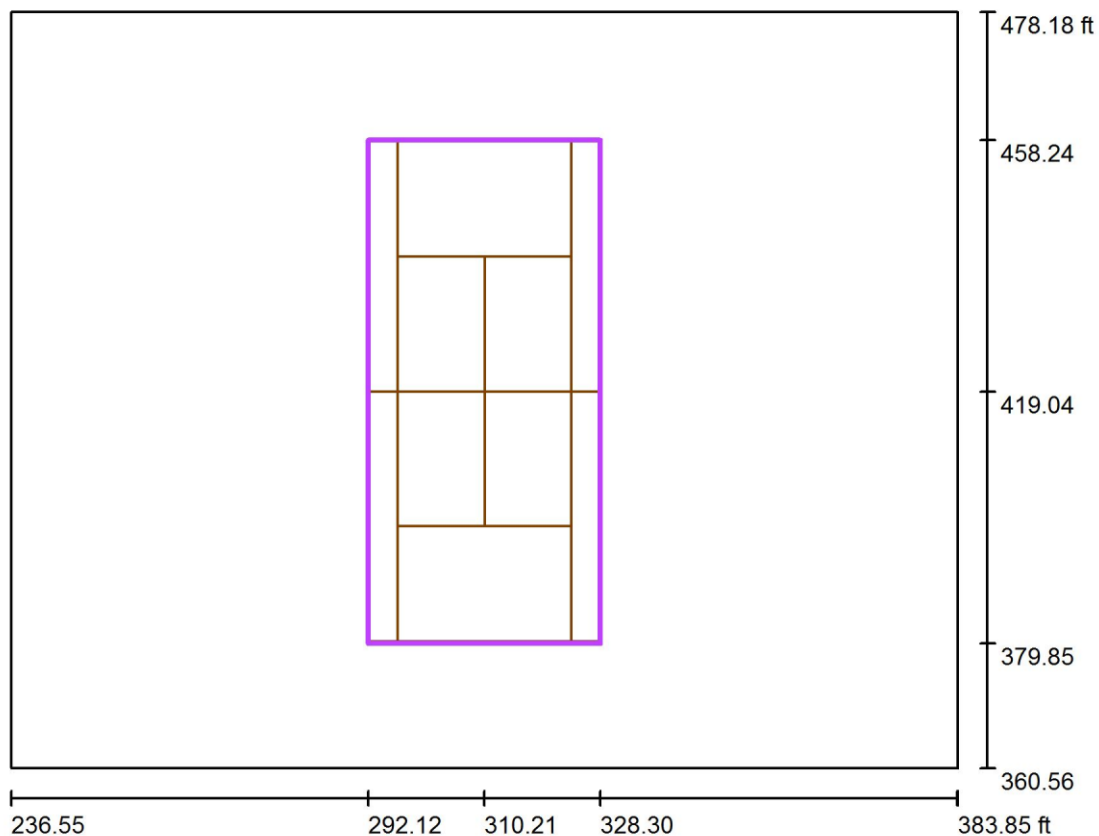
Grid: 15 Points

E_{av} [fc]	E_{min} [fc]	E_{max} [fc]	$u0$	E_{min} / E_{max}
38	20	60	0.53	0.33

Access Fixtures
40 Jackson St.
Worcester, MA 01608

Phone: 800-468-9925
Email: Sales@accessfixtures.com

Tennis courts / Court #5 Only playing area / Summary



Scale 1 : 359

Position: (310.207 ft, 419.044 ft, 0.000 ft)
Size: (78.389 ft, 36.180 ft)
Rotation: (0.0°, 0.0°, -90.0°)
Type: User defined, Quantity Points: 15
Belongs to the following sport arena: Court #5

Results overview

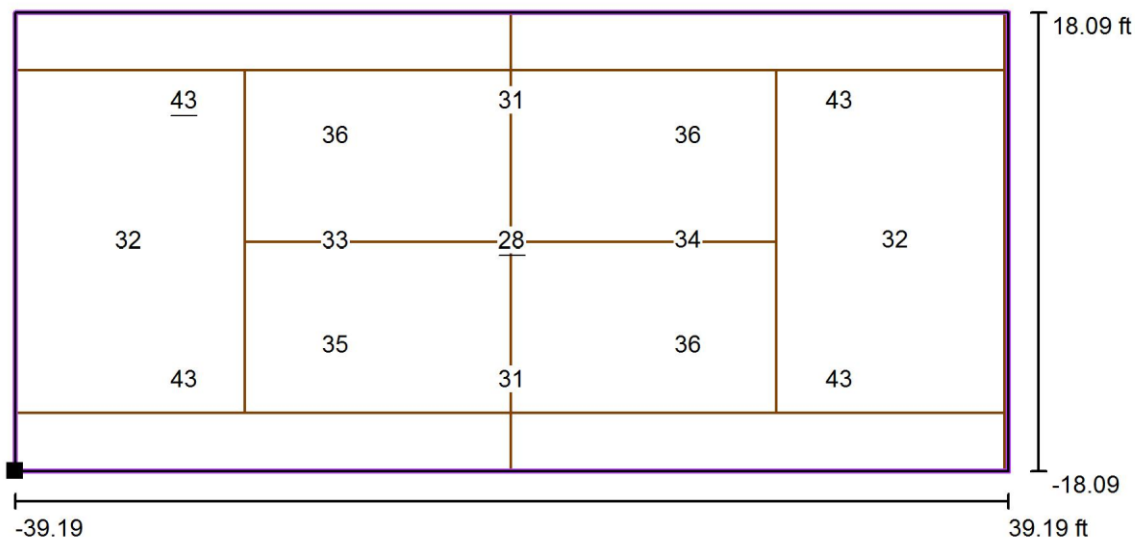
No.	Type	E_{av} [fc]	E_{min} [fc]	E_{max} [fc]	u0	E_{min} / E_{max}	$E_{h,m} / E_m$	H [ft]	Camera
1	perpendicular	36	28	43	0.80	0.66	/	0.000	/

$E_{h,m} / E_m$ = Relationship between middle horizontal and vertical illuminance, H = Measuring Height

Access Fixtures
40 Jackson St.
Worcester, MA 01608

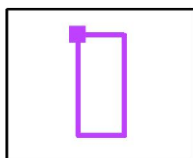
Phone: 800-468-9925
Email: Sales@accessfixtures.com

Tennis courts / Court #5 Only playing area / Value Chart (E, Perpendicular)



Values in Footcandles, Scale 1 : 182

Position of surface in external scene:
Marked point: (292.117 ft, 458.238 ft,
0.000 ft)



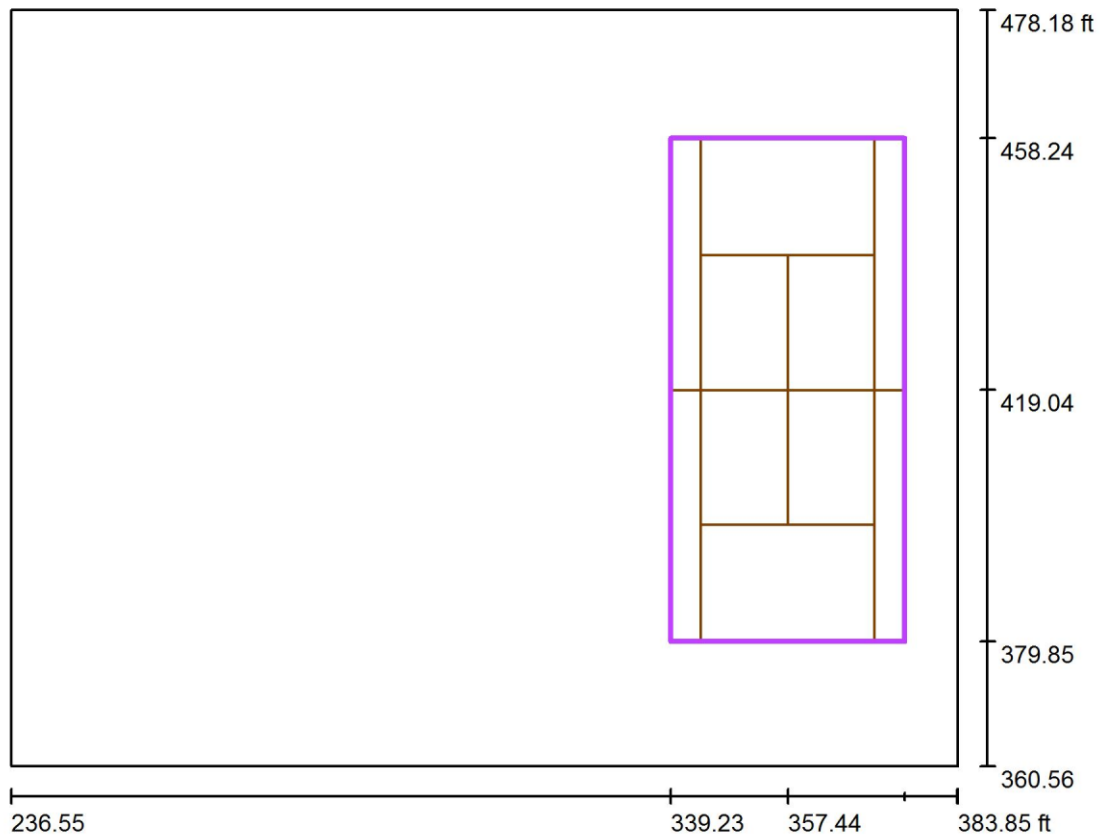
Grid: 15 Points

E_{av} [fc]	E_{min} [fc]	E_{max} [fc]	u0	E_{min} / E_{max}
36	28	43	0.80	0.66

Access Fixtures
40 Jackson St.
Worcester, MA 01608

Phone: 800-468-9925
Email: Sales@accessfixtures.com

Tennis courts / Court #6 Only playing area / Summary



Scale 1 : 359

Position: (357.443 ft, 419.044 ft, 0.000 ft)
 Size: (78.389 ft, 36.417 ft)
 Rotation: (0.0°, 0.0°, -90.0°)
 Type: User defined, Quantity Points: 15
 Belongs to the following sport arena: Court #6

Results overview

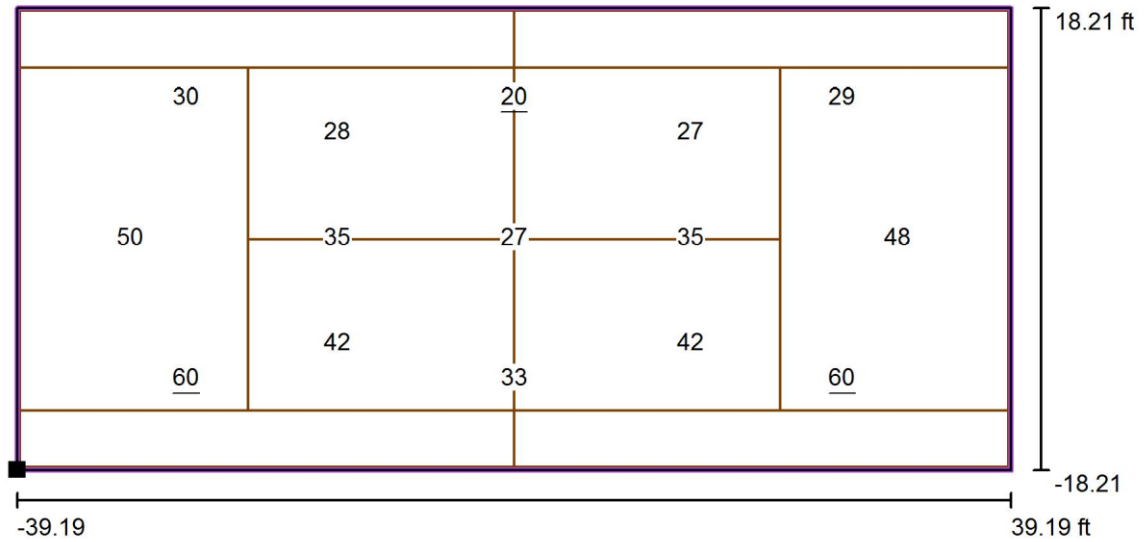
No.	Type	E_{av} [fc]	E_{min} [fc]	E_{max} [fc]	u0	E_{min} / E_{max}	$E_{h,m} / E_m$	H [ft]	Camera
1	perpendicular	38	20	60	0.53	0.33	/	0.000	/

$E_{h,m} / E_m$ = Relationship between middle horizontal and vertical illuminance, H = Measuring Height

Access Fixtures
40 Jackson St.
Worcester, MA 01608

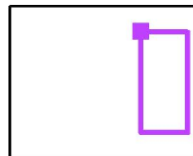
Phone: 800-468-9925
Email: Sales@accessfixtures.com

Tennis courts / Court #6 Only playing area / Value Chart (E, Perpendicular)



Values in Footcandles, Scale 1 : 182

Position of surface in external scene:
Marked point: (339.235 ft, 458.238 ft,
0.000 ft)



Grid: 15 Points

E_{av} [fc]	E_{min} [fc]	E_{max} [fc]	u0	E_{min} / E_{max}
38	20	60	0.53	0.33